



TURLOCK POLICE DEPARTMENT

**MONTHLY REPORT
JANUARY 2019
STAFF UPDATE**



PRESENTED TO COUNCIL: FEBRUARY 26, 2019

TPD Tip Line • 668-5550 ext. 6780 • TPDtipline@turlock.ca.us

DEPARTMENT STATISTICS:

Current information as of 2/15/19

TOP CALLS FOR SERVICE

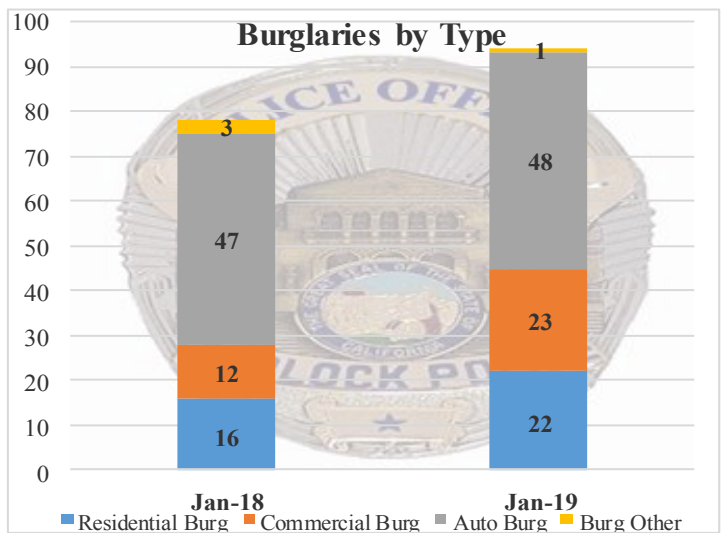
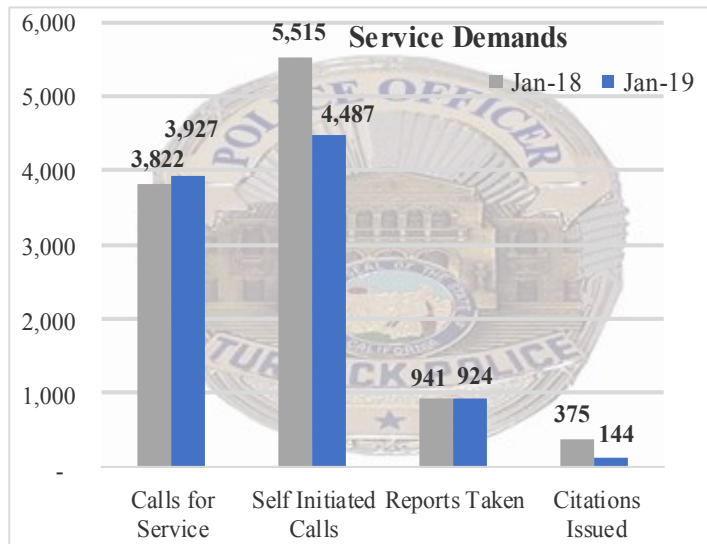
<u>Jan. 2018:</u>	<u>Jan. 2019</u>	<u>% Chg.:</u>
Suspicious Person (169)	Suspicious Person (154)	-9%
Disturbance-Verbal (129)	Disturbance-Verbal (132)	2%
Security Check (114)	Trespassing (131)	N/A
<i>Top 3 Calls account for 10.8% of the total number of Calls for Service, 3,822</i>	<i>Top 4 Calls account for 10.6% of the total number of Calls for Service, 3,927</i>	

SERVICE DEMANDS

	<u>Jan. 2018</u>	<u>Jan 2019</u>	<u>% Chg.</u>
Calls for Service	3,822	3,927	3%
Self Initiated Calls	5,515	4,487	-19%
Reports Taken	941	924	-2%
Traffic Cites Issued	375	144	-62%

BURGLARIES BY TYPE

	<u>Jan. 2018</u>	<u>Jan. 2019</u>	<u>% Chg.:</u>
Auto Burg.	47	48	2%
Residential Burg.	16	22	38%
Comm. Burg.	12	23	92%
Burg.-Other	3	1	-67%



RESPONSE TIMES

	<u>Jan.</u>				<u>% Chg. in YTD</u>	
	<u>2018:</u>		<u>2019:</u>		<u>Calls Rec'd:</u>	<u>Response Time:</u>
Priority 1	61	06:15	74	08:02	22%	29%
Priority 2	226	11:52	258	16:59	14%	43%
Priority 3	1,532	35:16	1,493	49:58	-3%	42%
Priority 4	250	53:09	240	1:12:40	-4%	37%

ARRESTS

Jan. 2018:	327
Jan. 2019:	309
% Chg.:	-6%

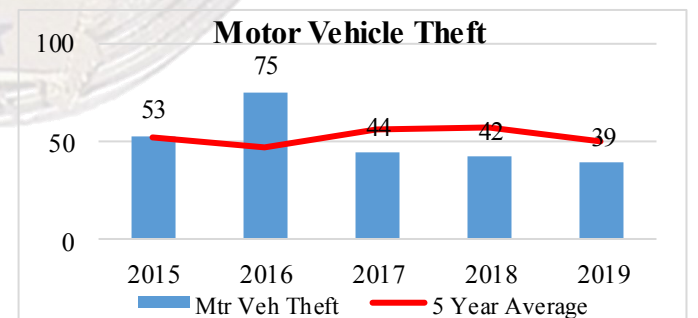
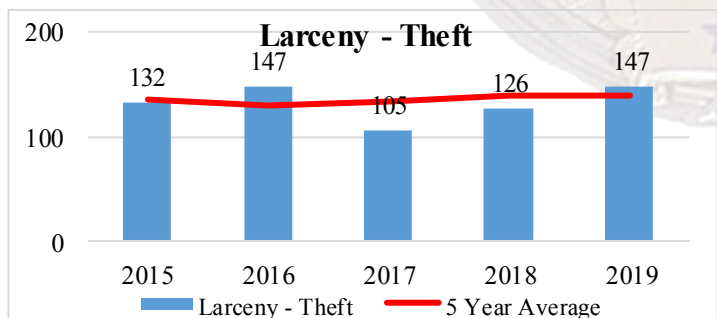
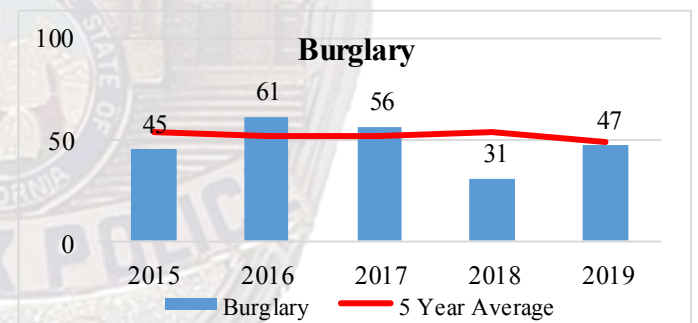
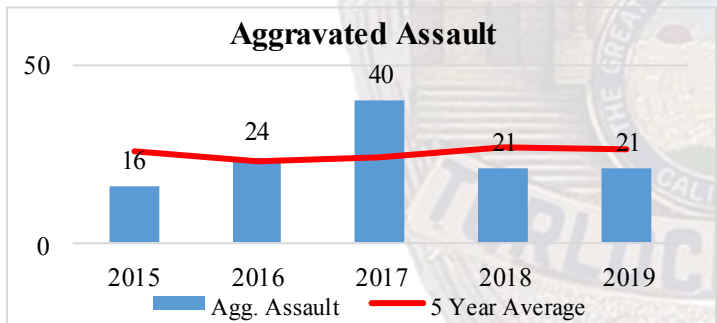
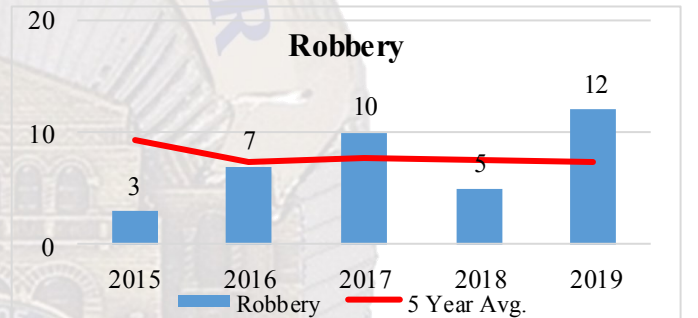
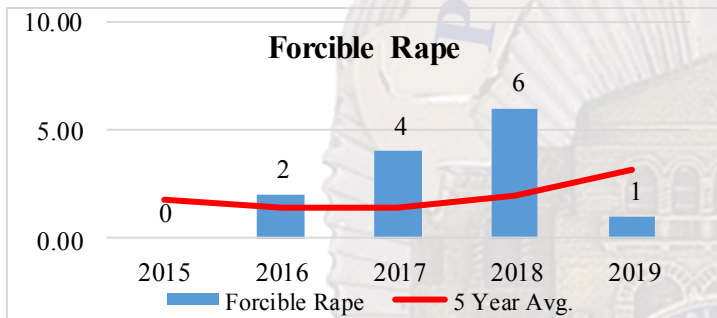
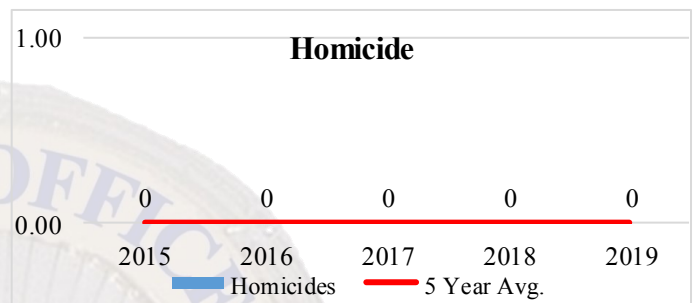
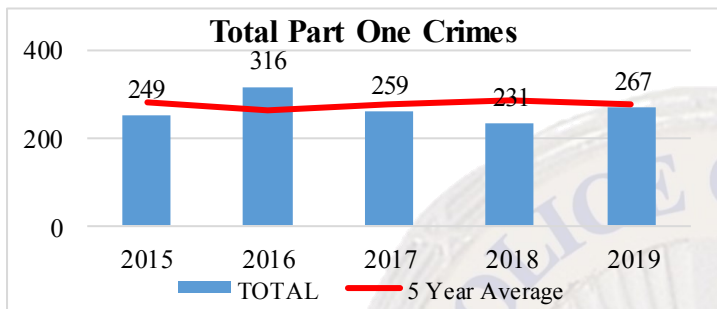
TOP 3 CALLS FOR SERVICE FOR PATROL BY VOTING DISTRICT

<u>District 1:</u>	<u>District 2:</u>	<u>District 3:</u>	<u>District 4:</u>
1. Suspicious Person (52, 6%)	1. Trespassing (55, 4%)	1. Suspicious Person (36, 7%)	1. Suspicious Person (30, 5%)
2. Trespassing (40, 5%)	2. Cite Sign Off (47, 3%)	2. Extra Patrol (23, 4%)	2. Disturbance—Verbal (30, 5%)
3. Disturbance-Verbal (40, 5%)	3. Disturbance—Verbal (42, 3%)	3. Trespassing (22, 4%)	3. Security Check (27, 4%)

PART ONE CRIMES (UCR):

Current information as of 2/15/19

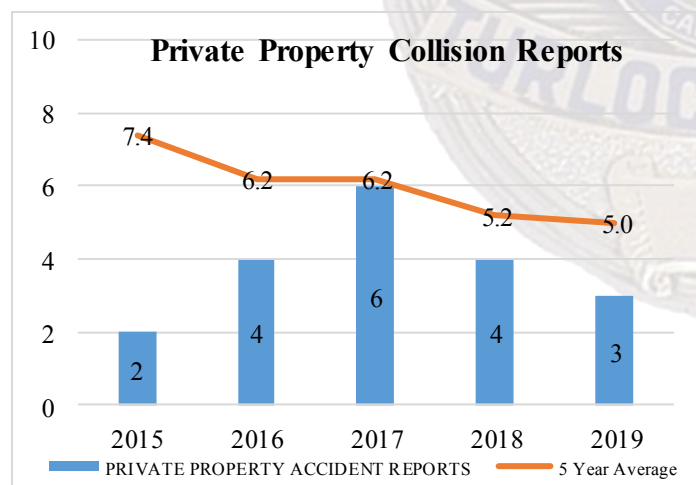
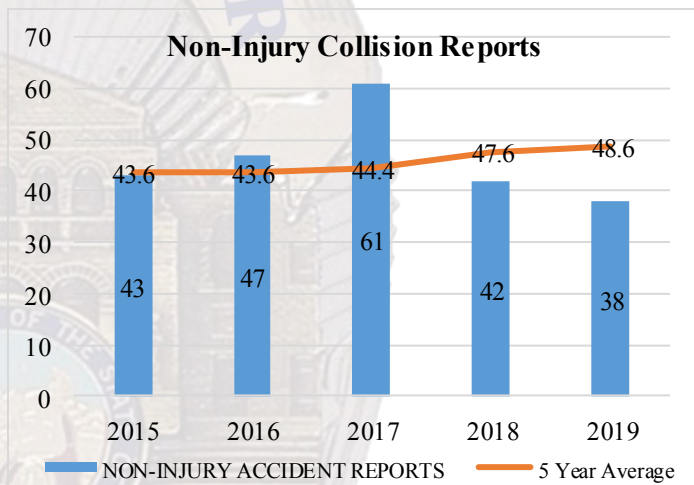
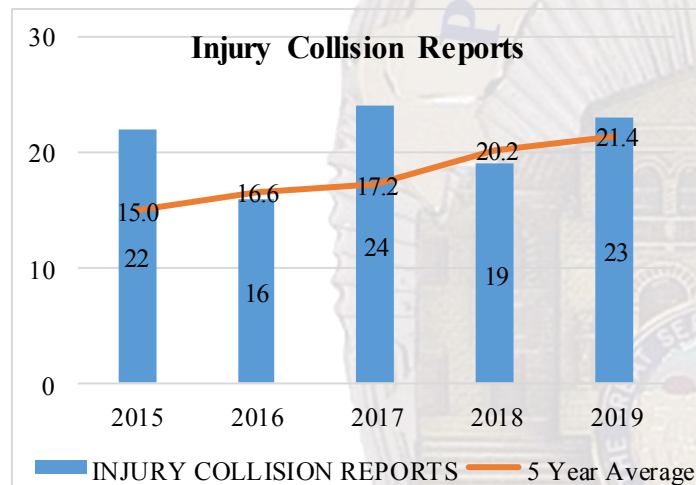
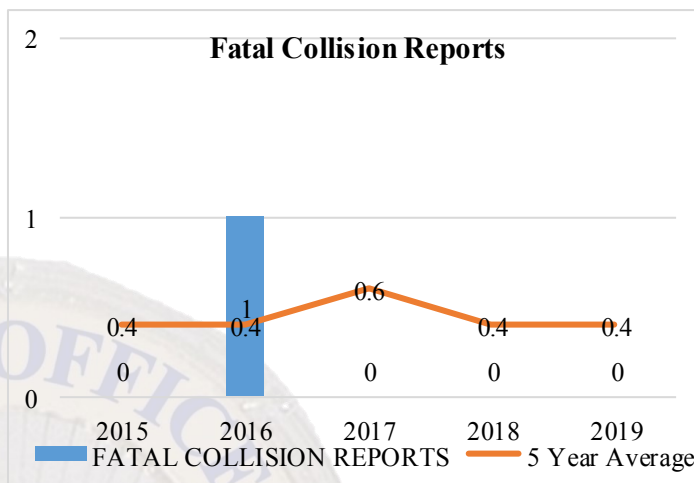
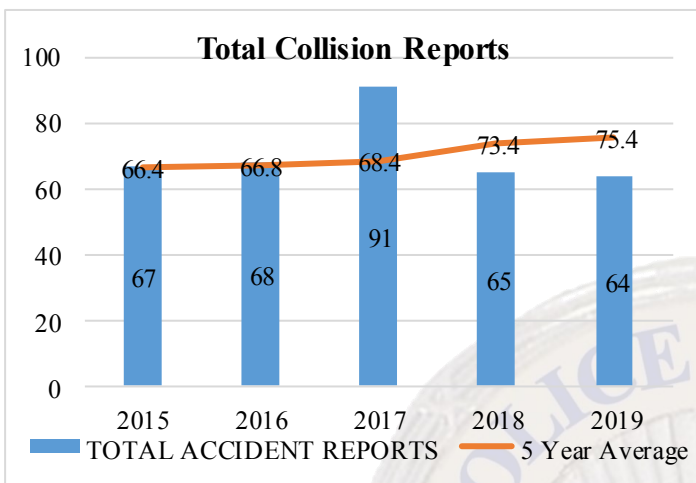
2019	JAN	FEB	MAR	APR	MAY	JUN	JUL	AUG	SEP	OCT	NOV	DEC	2019 YTD Crime Rate	YTD 2018	YTD 2019	% Diff. '19 vs '18	5 Yr Avg	% Diff. 2019 vs 5 Yr Avg
Homicide	0												0.00	0	0	0%	0.0	0%
Forcible Rape	1												0.01	6	1	-83%	3.2	-69%
Robbery	12												0.16	5	12	140%	7.4	62%
Agg. Assault	21												0.28	21	21	0%	26.0	-20%
Burglary	47												0.63	31	47	52%	48.8	-4%
Larceny	147												1.97	126	147	17%	138.4	6%
Veh. Theft	39												0.52	42	39	-7%	50.0	-22%
TOTAL	267												3.57	231	267	16%	274.2	-3%



TRAFFIC COLLISIONS:

(Pending 0 Accident Reports)

	Population	Authorized Staff Level (Not Actual)	Officers per Capita	Pedestrian Collisions	Bicyclist Collisions	Fatal Collisions	Injury Collisions	Non-Injury Collisions	Private Prop. Collisions	TOTAL ACC
Jan 2018	74,730	84	1.12	1	0	0	19	42	4	65
Jan 2019	74,730	84	1.12	2	0	0	23	38	3	64
% Chg.	-	-	-	50%	0%	0%	21%	-10%	-25%	-2%
5 Year Avg.	-	-	-	2.6	0.8	0.4	21.4	48.6	5.0	75.4
% Chg. vs. 5 Yr. Avg.	-	-	-	-23%	-100%	-100%	7%	-22%	-40%	-15%



PRIMARY TRAFFIC COLLISION FACTORS	
Jan. 2019:	Jan. 2018:
Speeding (12)	Unsafe Lane Change (11)
Driving Under the Influence (5)	Speeding (9)
Stopping Violation on Roadway (3)	Running Red Light (5)
Unsafe Lane Change (3)	Failure to Yield on Left Turn (5)
Failure to Yield on Left Turn (3)	

*PCF's listed of only 3 or more

SPECIAL DEPLOYMENT EFFORTS:

1. Coffee with the Chief, January 12, 2019—Chief Amirfar hosted a Coffee with the Chief event. This event is open to the community to come and address any questions or concerns they have about Turlock directly with the Chief of Police.
2. Volunteers located and replaced 22 faded informational stickers on community mailboxes about how to report damaged/burglarized community mailboxes. In 2018, VIPS assisted the Post Office with the initial placement of these stickers to help with the increase of mail theft.
3. At the end of January, Special Investigations Unit (SIU) participated in a 2-day human trafficking statewide operation. Participating agencies included the Stanislaus County Sheriff's Office, Probation and Parole. The first day, the operation was located in Wesley, which resulted in 10 arrests. The second day, the operation was located in Turlock, which resulted in 14 arrests.
4. On January 26, 2019, SIU hosted a Regional Apprehension Team Operation (RAT Op) with Probation and 2 additional detectives. The operation resulted with 7 arrests, 48 people contacted at 9 locations and 4 firearms recovered.

ANIMAL SERVICES:

1. Animal Services began implementation of upgraded software for pet licensing and records management.

SOCIAL MEDIA EFFORTS:

Current information as of 2/19/19

1. Public education through our social media pages is helping the Department communicate information to the public on a variety of topics including but not limited to:
 - Daily Posts of Patrol Logs
 - Press Releases
 - Missing Person(s)
 - Police Department Recruitments
 - Coffee With the Chief Events
 - Security Camera Registrations
 - Personal/Traffic Safety Tips
 - Youth Academy
2. Department social media pages statistics (*updated from November-December 2018 report*):
 - Facebook—12,114 followers (+66 likes)
 - YouTube—132 subscribers
 - Twitter—6,233 followers (+211 followers)
 - NextDoor—6,350 total members (+121 new members / 18% claimed households in
 - Instagram—6,082 followers (+621 followers)