

**CITY OF TURLOCK
STANISLAUS COUNTY, CALIFORNIA**



ADDENDUM NO. 1

TO

**CONTRACT DOCUMENTS FOR THE CONSTRUCTION OF THE
TURLOCK REGIONAL WATER QUALITY CONTROL FACILITY
SECONDARY CLARIFIER NO. 5 AND DENITRIFICATION PROJECT**

CITY PROJECT NO. 15-39C

May 16, 2017



ADDENDUM NO. 1

Turlock Regional Water Quality Control Facility Secondary Clarifier No. 5 and Denitrification Project

Project No. 15-39C

City of Turlock, California

THIS ADDENDUM IS NOW INCORPORATED AS A PART OF THE CONTRACT DOCUMENTS AND MODIFIES THE ORIGINAL PLANS AND SPECIFICATIONS AS NOTED HEREIN. BY SUBMISSION OF A BID FOR THIS PROJECT, THE BIDDER IS ACKNOWLEDGING THAT THE BIDDER HAS CONFIRMED THAT HE OR SHE HAS RECEIVED ALL ADDENDA ISSUED FOR THAT PROJECT AND HAS INCLUDED COSTS FOR SUCH IN THE BID SUBMITTED.

While we believe the plans and specifications to be accurate, they are disseminated in accordance with law and are to be relied upon only at user's risk. The user should be advised to contact the City for updates on any material they receive to ensure that they have the latest/most current information.

It shall be the responsibility of the prime bidder to inform any affected sub bidder of the content of this Addendum.

SPECIFICATIONS (VOLUME 1 OF 3 – DIVISIONS 0 THROUGH 11)

1. TABLE OF CONTENTS

A. Page TOC-7 - DIVISION 15 MECHANICAL

1. After 15230 PLASTIC PIPING AND TUBING, insert the following: "15244 POLYVINYL CHLORIDE (PVC) PIPE: AWWA C900 AND AWWA C905".

2. DOCUMENT 00100 - ADVERTISEMENT FOR BIDS

A. Page 00100-1 - ADVERTISEMENT FOR BIDS, first paragraph:

1. Change the bid opening date from "May 30, 2017" to "May 31, 2017".

3. DOCUMENT 00410 - BID FORM

A. Delete Document 00410 and replace with attached version of Document 00410.

4. DOCUMENT 00451A - CONSTRUCTION CONTRACTOR'S QUALIFICATION STATEMENT FOR ENGINEERED CONSTRUCTION

A. Delete Document 00451A and replace with attached version of Document 00451A.

5. DOCUMENT 02260 - EXCAVATION SUPPORT AND PROTECTION

A. Page 02260-3, PARAGRAPH 1.04.B.1:

1. Add the following Item j after Item i:
 - j. *Geotechnical design parameters for temporary shoring and stability of excavations:*
 - 1) *Perform design in accordance with soil characteristics and design recommendations contained in a written geotechnical report issued and signed by a geotechnical engineer hired by the Contractor.*
 - 2) *The geotechnical engineer shall be registered in the State of California.*
 - 3) *Make a copy of the geotechnical report available at the project site for Engineer's review.*
 - 4) *Obtain report based on soil samples, field and laboratory tests, and field investigations performed for the geotechnical report for the design of temporary shoring and stability of excavations by the geotechnical engineer hired by the Contractor.*

6. DOCUMENT 02300 - EARTHWORK

A. Page 02300-6, PARAGRAPH 3.03.B.4.b:

1. Add the following at the end of Item b: *"Contractor shall examine the stockpiled material during the bid period to ascertain the nature of the various materials stockpiled at the site."*

B. Page 02300-6, PARAGRAPH 3.03.B.4.c:

1. Delete Item c and replace with the following: *"Provide a unit price for off-haul and disposal of the total estimated quantity listed on the Bid Form. The final quantities and contract price will be determined in accordance with Paragraph 13.03 of the General Conditions."*
2. After Item c insert new Item d as follows: *"d. Contractor shall furnish a certified portable scale at the project site to weigh all stockpiled landfill debris to be hauled off-site for disposal in accordance with the requirements of Section 01270."*

SPECIFICATIONS (VOLUME 2 OF 3 – DIVISIONS 13 THROUGH 17)

1. TABLE OF CONTENTS

A. Page TOC-7 - DIVISION 15 MECHANICAL

1. After 15230 PLASTIC PIPING AND TUBING, insert the following: "15244 POLYVINYL CHLORIDE (PVC) PIPE: AWWA C900 AND AWWA C905".

2. DOCUMENT 15052 - COMMON WORK RESULTS FOR GENERAL PIPING

A. Page 15052-13 - PIPING SCHEDULE

1. Add the following rows to the table above ML Mixed Liquor:

Process Abbrev.	Service	Nominal Diameter (inches)	Material	Pressure Class Special Thickness Class Schedule Wall Thickness	Pipe Spec. Section	Joints/ Fittings	Test Pressure/ Method	Lining	Coating	Comments
<i>FE</i>	<i>Filter Effluent (Biofilter Effluent)</i>									
	<i>Underground</i>	<i>All</i>	<i>Steel</i>	<i>AWWA C200</i>	<i>15278</i>	<i>WLD or FL</i>	<i>50 feet/LH</i>	<i>CM</i>	<i>CM</i>	
	<i>Above ground or Submerged</i>	<i>All</i>	<i>Steel</i>	<i>AWWA C200</i>	<i>15278</i>	<i>WLD or FL</i>	<i>50 feet/LH</i>	<i>CM</i>	<i>Per 09960</i>	

2. For ML Mixed Liquor, Underground, ≤ 12 AWWA, C900 service, under "Pipe Spec. Section" column, delete "15230" and replace with "15244".

3. For SSC Secondary Scum service, under "Service" column: After "Above ground" add words "and Submerged". Delete entire row for SSC Submerged service.

4. For SSC Secondary Scum service: Delete entire row for "Submerged" service.

5. For 2W Non-Potable Water, Underground, ≥ 4 , C900 PVC service, under "Pipe Spec. Section" column, delete "15230" and replace with "15244".

3. DOCUMENT 15230 - PLASTIC PIPING AND TUBING

- A. Page 15230-4, PARAGRAPH 2.03: Delete Items A and B and replace Item A with "A. See Specification Section 15244."

B. Page 15230-5, PARAGRAPH 2.06: Delete Item B.

C. Page 15230-6, PARAGRAPH 3.01.C: Delete Item 1 and replace with "1. See *Specification Section 15244.*"

D. Page 15230-6, PARAGRAPH 3.02.A: Delete Items 1 and 2 and replace Item 1 with "1. See *Specification Section 15244.*"

4. DOCUMENT 15244 - POLYVINYL CHLORIDE (PVC) PIPE: AWWA C900 AND AWWA C905

A. Add Specification Section 15244, attached.

DRAWINGS (VOLUME 3 OF 3)

1. Sheet Number 7 of 201, Drawing No. 00G07

A. Key Note 7: Delete associated text and replace with "*REMOVE AND DISPOSE OF EXISTING STOCKPILED LANDFILL MATERIAL. EXAMINE STOCKPILED MATERIAL DURING THE BID PERIOD TO ASCERTAIN THE NATURE OF THE VARIOUS MATERIALS STOCKPILED AT THE SITE. INCLUDE COSTS FOR REMOVAL AND DISPOSAL OF MATERIAL ON THE BID FORM. SEE SECTION 02300 FOR ADDITIONAL INFORMATION.*"

2. Sheet Number 12 of 201, Drawing No. 00G12

A. Under TYPICAL STRUCTURAL MATERIALS, CONCRETE, 2.A., delete "*f'c = 4500 PS*" and replace with "*f'c = 4000 PS*".

3. Sheet Number 17 of 201, Drawing No. 00TC01

A. Delete Typical Detail C101.

4. Sheet Number 17 of 201, Drawing No. 00TC01

A. Add Typical Detail C002, attached.

5. Sheet Number 74 of 201, Drawing No. 02M03, Section K

A. Add call out for Key Note 5 next to call out "*8" PIPE*" callout. Key Note 5 shall read as follows: "*Type 304 SST SCH 10.*"

6. Sheet Number 80 of 201, Drawing No. 03M02, Section B

A. Add call out for Key Note 5 with leader pointing at grooved joint on 16" RAS pump discharge piping above elevated concrete slab penetration. Key Note 5 shall read, "*GROOVED END JOINT.*"

B. Add centerline elevation call out on 16" RAS discharge piping through check valve, that reads "*CL 103.41*".

C. Add centerline elevation call out on 16" RAS discharge piping through flow meter, that reads "*CL 100.03*".

7. Sheet Number 97 of 201, Drawing No. 04M01

A. Delete call out labeled "*EX - 36" ML*" and replace with "*EX - 36" FE*".

8. Sheet Number 98 of 201, Drawing No. 04M02

A. Delete call out labeled "*EX - 36" ML*" and replace with "*EX - 36" FE*".

9. Sheet Number 99 of 201, Drawing No. 04M03

A. Delete call out labeled "*EX - 36" ML*" and replace with "*EX - 36" FE*".

ATTACHMENTS:

1. SPECIFICATION SECTION 00410 - BID FORM (8 pages)

2. SPECIFICATION SECTION 00451A - CONSTRUCTION CONTRACTOR'S QUALIFICATION STATEMENT FOR ENGINEERED CONSTRUCTION (12 pages)

3. SPECIFICATION SECTION 15244 - POLYVINYL CHLORIDE (PVC) PIPE: AWWA C900 AND AWWA C905 (6 pages)

4. TYPICAL DETAIL C002 (4 pages)

5. LIST OF ATTENDEES AT PRE-BID CONFERENCE (2 pages)

6. PRE-BID CONFERENCE PRESENTATION SLIDES (32 pages) (This item is provided for information only and does not become part of the contract documents)

This Addendum No. 1 shall become part of the Contract and all provisions of the Contract shall apply thereto. This addendum has been prepared by or under, the direction of the following Registered Engineers:



5/16/2017

James Wickstrom, P.E. California Civil C-57732

CIVIL ENGINEERING

Carollo Engineers, Inc., 2700 Ygnacio Valley Rd., Suite 300
Walnut Creek, CA 94598, Telephone: 925-932-1710



5/16/2017

Robert Hunt, P.E. California Civil C-73037

CIVIL ENGINEERING

Carollo Engineers, Inc., 2700 Ygnacio Valley Rd., Suite 300
Walnut Creek, CA 94598, Telephone: 925-932-1710

ATTACHMENT 1

(8 Pages)

SPECIFICATION SECTION 00410 - BID FORM

DOCUMENT 00410

BID FORM

ARTICLE 1 - BID RECIPIENT

1.01 Project Identification:

City of Turlock
Development Services Department/Engineering Division
Turlock Regional Water Quality Control Facility
Secondary Clarifier No. 5 and Denitrification Project
City of Turlock Project No. 15-39C

1.02 This Bid is submitted to:

City of Turlock
Development Services Department/Engineering Division
156 South Broadway, Suite 150
Turlock, CA 95380 - 5454

1.03 The undersigned Bidder proposes and agrees, if this Bid is accepted, to enter into an agreement with Owner in the form included in the Bidding Documents to perform all Work as specified or indicated in the Bidding Documents within the specified time and for the price indicated in this Bid and in accordance with the other terms and conditions of the Bidding Documents.

ARTICLE 2 - BIDDER'S ACKNOWLEDGMENT

2.01 Bidder accepts all of the terms and conditions of Document 00200 - Instructions to Bidders, including without limitation those dealing with the disposition of Bid security. The Bid will remain subject to acceptance for 90 days after the Bid opening, or for such longer period of time that Bidder may agree to in writing upon request of Owner.

ARTICLE 3 - BIDDER'S REPRESENTATIONS

3.01 In submitting this Bid, Bidder represents that:

- A. Bidder has examined and carefully studied the Bidding Documents, and any data and reference items identified in the Bidding Documents, and hereby acknowledges receipt of the following Addenda:

Addendum No.	Addendum Date
_____	_____
_____	_____
_____	_____
_____	_____
_____	_____
_____	_____

- B. Bidder has visited the Site, conducted a thorough, alert visual examination of the Site and adjacent areas, and become familiar with and satisfied itself as to the general, local, and Site conditions that may affect cost, progress, and performance of the Work.
- C. Bidder is familiar with and has satisfied itself as to all Federal, state, and local Laws and Regulations and Permits that may affect cost, progress, and performance of the Work.
- D. Bidder has carefully studied all:
 - 1. reports of explorations and tests of subsurface conditions at or adjacent to the Site and all drawings of physical conditions relating to existing surface or subsurface structures at the Site that have been identified in the Supplementary Conditions, especially with respect to Technical Data in such reports and drawings.
 - 2. reports and drawings relating to Hazardous Environmental Conditions, if any, at or adjacent to the Site that have been identified in the Supplementary Conditions, especially with respect to Technical Data in such reports and drawings.
- E. Bidder has considered the information known to Bidder itself; information commonly known to contractors doing business in the locality of the Site; information and observations obtained from visits to the Site; the Bidding Documents; and any Site-related reports and drawings identified in the Bidding Documents, with respect to the effect of such information, observations, and documents on:
 - 1. The cost, progress, and performance of the Work.
 - 2. The means, methods, techniques, sequences, and procedures of construction to be employed by Bidder.
 - 3. Bidder's safety precautions and programs.
- F. Bidder agrees, based on the information and observations referred to in the preceding paragraph, that no further examinations, investigations, explorations, tests, studies, or data are necessary for the determination of this Bid for performance of the Work at the price bid and within the times required, and in accordance with the other terms and conditions of the Bidding Documents.
- G. Bidder is aware of the general nature of work to be performed by Owner and others at the Site that relates to the Work as indicated in the Bidding Documents.
- H. Bidder has given Engineer written notice of all conflicts, errors, ambiguities, or discrepancies that Bidder has discovered in the Bidding Documents, and confirms that the written resolution thereof by Engineer is acceptable to Bidder.
- I. The Bidding Documents are generally sufficient to indicate and convey understanding of all terms and conditions for the performance and furnishing the Work required by the Bidding Documents.
- J. In accordance with Section 1861, California Labor Code, the Bidder states the following as its certification.
- K. "I am aware of the provisions of Section 3700 of the California Labor Code which require every employer to be insured against liability for workers' compensation or to undertake self-insurance in accordance with the provisions of that code, and I will comply with such provisions before commencing the performance of the Work."

ARTICLE 4 - BIDDER'S CERTIFICATION

4.01 Bidder further represents:

- A. This Bid is genuine and not made in the interest of or on behalf of any undisclosed individual or entity and is not submitted in conformity with any agreement or rules of any group, association, organization or corporation.
- B. Bidder has not directly or indirectly induced or solicited any other Bidder to submit a false or sham bid.
- C. Bidder has not solicited or induced any individual or entity to refrain from bidding.
- D. Bidder has not engaged in corrupt, fraudulent, collusive, or coercive practices in competing for the Contract. For the purposes of this paragraph:
 - 1. "Corrupt practice" means the offering, giving, receiving, or soliciting of anything of value likely to influence the action of a public official in the bidding process.
 - 2. "Fraudulent practice" means an intentional misrepresentation of facts made:
 - a. to influence the bidding process to the Owner's detriment,
 - b. to establish bid prices at artificial non-competitive levels, or
 - c. to deprive Owner of the benefits of free and competitive bidding process.
 - 3. "Collusive practice" means a scheme or arrangement between two or more Bidders with or without the knowledge of Owner, a purpose of which is to establish bid prices at artificial, non-competitive levels.
 - 4. "Coercive practice" means harming or threatening to harm, directly or indirectly, persons or their property to influence their participation in the bidding process or affect the execution of the Contract.
 - 5. Pursuant to California Public Contract Code Section 7103.5(b), Contractor or Subcontractor shall offer and agree to assign to the awarding body all rights, title, and interest in and to all causes of action it may have under Section 4 of the Clayton Act (15 U.S.C. Sec. 15) or under the Cartwright Act (Chapter 2 (commencing with Section 16700) of Part 2 of Division 7 of the Business and Professions Code).

ARTICLE 5 - ASSIGNMENTS AND ALLOWANCES

5.01 No assignments are used on this project.

5.02 Bidder shall provide the Owner with an allowance for work associated with locating unanticipated existing underground utilities and yard piping of \$25,000. The Owner, at Owner's option, will use this allowance for locating unanticipated existing underground utilities and yard piping. The Contractor will submit the appropriate invoices to the Owner with pay requests. The \$25,000 allowance shall be included in the Lump Sum Bid in addition to the cost of the Work in accordance with Section 01210 - Allowances of the General Requirements.

ARTICLE 6 - BASIS OF BID (AD1)

6.01 Bidder will complete the Work in accordance with the Contract Documents for the Lump Sum Bid Price of:

BASE BID					
Item Number	Lump Sum Item Description	<u>Unit</u>	<u>Unit Price</u>	<u>Estimated Quantity</u>	Lump Sum <u>Total</u> Amount
1	Sheeting, shoring, and bracing, or equivalent method for protection of life and limb in trenches and open excavations.	<u>Lump Sum</u>	---	<u>1</u>	\$ (In figures)
2	Preparation and submittal of a written geotechnical report as specified in Section 02260, including field investigations, soil sampling, laboratory testing, and interpretation of the data by a registered geotechnical engineer in the State of California for the purpose of shoring design, dewatering and other temporary facilities.	<u>Lump Sum</u>	---	<u>1</u>	\$ (In figures)
3	RTU and SCADA work performed by HSQ Technology described by HSQ Quote No. 1610-0019-SC-B dated April 18, 2017 attached to Section 17050.	<u>Lump Sum</u>	---	<u>1</u>	\$ 360,170
4	Bid allowances for locating unanticipated existing underground utilities and yard piping.	<u>Lump Sum</u>	---	<u>1</u>	\$ 25,000
<u>5</u>	<u>Disposal of existing landfill debris stockpiles described by Key Note 7 on Drawing 00G07 and described in Section 02300-3.03.B.4.</u>	<u>Ton</u>	<u>\$</u> (In figures)	<u>7,500</u>	<u>\$</u> (In figures)
<u>65</u>	Completion of all Work associated with the Contract Documents excluding all work listed on other bid items in this table.	<u>Lump Sum</u>	---	<u>1</u>	\$ (In figures)
	TOTAL LUMP SUM BID PRICE (BID ITEMS 1 - <u>65</u>) (In words)				\$ (In figures)

6.02 Bid Alternatives

- A. Bidder offers to make, at the bid alternate prices following, the changes in the Work covered by the Lump Sum Bid Price that are specified in the bid alternates priced below.
- B. It is understood that:
1. All bid alternate prices must be filled in.
 2. The acceptance or rejection of any or all of these bid alternates is at the option of Owner.
 3. Acceptance or rejection of bid alternates will not necessarily be made on the basis of price alone.
 4. The acceptance or rejection of one or more bid alternates will not affect the Lump Sum Bid Price, nor other conditions of this Bid, nor the price of other accepted bid alternates.
 5. The addition or deduction shown herein for each bid alternate is the net addition or net deduction that is to be applied to the Lump Sum Bid Price of the undersigned if the bid alternate is accepted by Owner.
 6. The Contract Price shall be the net amount determined by applying the bid alternate prices of all accepted bid alternates to the Lump Sum Bid Price.
- C. Bid Alternate A (add): Bidder agrees to add to the total Lump Sum Bid Price the amount shown below for insurance coverage in the amount of fifty (50) percent of the Lump Sum Bid Price against the risk of tidal wave and earthquake of any magnitude, deemed an act of God as provided in Section 7104 of California Public Contract Code:

\$ (in figures) _____

dollars (in words)

- D. Bid Alternate B (deduct): Bidder agrees to deduct from the total Lump Sum Bid Price the amount shown below if the Owner chooses to allow excess screened and segregated soils to be stockpiled on the project site as described in Section 02300:

\$ (in figures) _____

dollars (in words)

ARTICLE 7 - TIME OF COMPLETION

- 7.01 Bidder agrees that the Work will be substantially completed, and, completed and ready for final payment in accordance with Paragraph 15.06 of the General Conditions on or before the dates or within the number of calendar days as specified in Document 00520 - Agreement.
- 7.02 Bidder accepts the provisions of the Agreement as to delay damages in the event of failure to complete the Work within the times specified above, which shall be as specified in Document 00520 - Agreement.

ARTICLE 8 - ATTACHMENTS TO THIS BID

8.01 The following documents are attached to and made a condition of this Bid:

- A. Document 00432 - Bid Bond. Provide required Bid security in the form of cash, a certified or bank check, or a Bid Bond as specified in this document.
- B. Document 00434 - Proposed Subcontractors Form.
- C. Document 00436 - List of Equipment Manufacturers.
- D. Document 00451A - Construction Contractor's Qualification Statement with supporting data.
- E. Document 00452 - Affirmative Action Program Certificate.
- F. Document 00456 - Non-Collusion Affidavit.
- G. Document 00458 - Certification of Drug-Free Workplace Requirements.

ARTICLE 9 - DEFINED TERMS

9.01 The terms used in this Bid with initial capital letters or all capital letters have the meanings as specified in Document 00200 - Instructions to Bidders, General Conditions, and Supplementary Conditions.

ARTICLE 10 - BID SUBMITTAL

SUBMITTED on _____, 2017.

State Contractor License Number _____. (If applicable)

If Bidder is:

An Individual

Name (typed or printed): _____

By: _____
(Individual's signature)

Doing business as: _____

Business address: _____

Phone Number: () _____ FAX Number: () _____

A Partnership

Partnership Name: _____

By: _____
(Signature of general partner -- attach evidence of authority to sign)

Name (typed or printed): _____

Business address: _____

Phone Number: () _____ FAX Number: () _____

A Corporation

Corporation Name: _____

State of Incorporation: _____

Type (General Business, Professional, Service, Limited Liability): _____

By: _____
(Signature -- attach evidence of authority to sign)

Name (typed or printed): _____

Title: _____

Attest: _____
(Signature of Corporate Secretary, Acting Secretary or other officer)

Business address: _____

Phone Number: () _____ FAX Number: () _____

Date of Qualification to do business is _____

A Joint Venture

Joint Venturer Name: _____

By: _____
(Signature of joint venture partner -- attach evidence of authority to sign)

Name (typed or printed): _____

Title: _____

Business address: _____

Phone Number: () _____ FAX Number: () _____

Joint Venturer Name: _____

By: _____
(Signature of joint venture partner -- attach evidence of authority to sign)

Name (typed or printed): _____

Title: _____

Business address: _____

Phone Number: (____) _____ FAX Number: (____) _____

Phone and FAX Number, and Address for receipt of official communications:

(Each joint venturer must sign. The manner of signing for each individual, partnership, and corporation that is a party to the joint venture should be in the manner indicated above.)

END OF DOCUMENT

AD1 Addendum No. 1

ATTACHMENT 2

(12 Pages)

SPECIFICATION SECTION 00451A - CONSTRUCTION CONTRACTOR'S
QUALIFICATION STATEMENT FOR ENGINEERED CONSTRUCTION

DOCUMENT 00451A

CONSTRUCTION CONTRACTOR'S QUALIFICATION STATEMENT
FOR ENGINEERED CONSTRUCTION

Issue Date: _____ Effective Date: _____

Owner: City of Turlock Owner's Contract No.: 15-39C

Contractor: _____

Project: Turlock Water Quality Control Facility,
SECONDARY CLARIFIER NO. 5 AND DENITRIFICATION PROJECT

Contract Name: _____

Qualifications Statement	
THE INFORMATION SUPPLIED IN THIS DOCUMENT IS CONFIDENTIAL TO THE EXTENT PERMITTED BY LAWS AND REGULATIONS	
1. FIRM INFORMATION: Official Name of Firm: _____ Address: _____	
2. TYPE OF WORK: _____	
3. CONTRACTOR'S CONTACT INFORMATION Contact Person; _____ Title: _____ Phone: _____ Email: _____	
4. AFFILIATED COMPANIES: Name: _____ Address: _____	
5. TYPE OF ORGANIZATION: <input type="checkbox"/> <u>SOLE PROPRIETORSHIP</u> Name of Owner: _____ Doing Business As: _____ Date of Organization: _____	

Qualifications Statement

☐

PARTNERSHIP

Date of Organization:

Type of Partnership:

Name of General
Partner(s):

☐

CORPORATION

State of Organization:

Date of Organization:

Executive Officers:

President:

Vice President(s):

Treasurer:

Secretary:

☐

LIMITED LIABILITY COMPANY

State of Organization:

Date of Organization:

Members:

Qualifications Statement

☐ **JOINT VENTURE**

State of Organization: _____

Date of Organization: _____

Form of Organization: _____

JV Managing Partner: _____

Name: _____

Address: _____

JV Managing Partner: _____

Name: _____

Address: _____

6. LICENSING:

Jurisdiction: _____

Type of License: _____

License Number: _____

Jurisdiction: _____

Type of License: _____

License Number: _____

7. CERTIFICATIONS

CERTIFIED BY:

Disadvantaged Business Enterprise: _____

Minority Business Enterprise: _____

Woman Owned Business Enterprise: _____

Small Business Enterprise: _____

Other: (_____):

Qualifications Statement

8. BONDING INFORMATION

Bonding Company: _____
Address: _____
Bonding Agent: _____
Address: _____
Contact Name: _____
Phone: _____
Aggregate Bonding Capacity: _____
Available Bonding Capacity as of date of this submittal: _____

9. FINANCIAL INFORMATION

Financial Institution: _____
Address: _____
Account Manager: _____
Phone: _____

~~INCLUDE AS AN ATTACHMENT AN AUDITED BALANCE SHEET FOR EACH OF THE LAST 3 YEARS.~~ INCLUDE AS AN ATTACHMENT A FINANCIAL STATEMENT AUDITED OR REVIEWED BY AN INDEPENDENT CERTIFIED PUBLIC ACCOUNTANT FOR EACH OF THE LAST 3 YEARS ^{AD1}

10. CONSTRUCTION EXPERIENCE

Current Experience:

List on a **Schedule A** all uncompleted projects currently under contract (If Joint Venture, list each participant's projects separately).

Bidder authorizes Owner's representative to verify any and all information contained in the Qualification Statement from references contained herein and hereby releases all those concerned providing information as a reference from any liability in connection with any information they give.

Qualifications Statement

Previous Experience:

List on **Schedule B** all projects completed within the last 5 years (If Joint Venture, list each participant's projects separately).

Bidder authorizes Owner's representative to verify any and all information contained in the Qualification Statement from references contained herein and hereby releases all those concerned providing information as a reference from any liability in connection with any information they give.

Key Personnel:

List on **Schedule C** qualifications and experience of Bidder's key personnel who will be directly involved in this project (If Joint Venture, list each participant's projects separately).

Bidder authorizes Owner's representative to verify any and all information contained in the Qualification Statement from references contained herein and hereby releases all those concerned providing information as a reference from any liability in connection with any information they give.

Has firm listed in Section 1 ever failed to complete a construction contract awarded to it?

☐ Yes ☐ No

If YES, attach as an Attachment details including Project Owner's contact information.

Has any Corporate Officer, Partner, Joint Venture participant or Proprietor ever failed to complete a construction contract awarded to them in their name or when acting as a principal of another entity?

☐ Yes ☐ No

If YES, attach as an Attachment details including Project Owner's contact information.

Are there any judgments, claims, disputes or litigation pending or outstanding involving the firm listed in Section 1 or any of its officers (or any of its partners if a partnership or any of the individual entities if a joint venture)?

☐ Yes ☐ No

If YES, attach as an Attachment details including Project Owner's contact information.

11. SAFETY PROGRAM

Name of Contractor's Safety Officer: _____

Include the following as attachments:

Provide as an Attachment Contractor's (and Contractor's proposed Subcontractors and Suppliers furnishing or performing Work having a value in excess of 10 percent of the total amount of the Bid) OSHA No. 300- Log of Work-Related Injuries and Illnesses for the past 5 years.

Provide as an Attachment Contractor's (and Contractor's proposed Subcontractors and Suppliers furnishing or performing Work having a value in excess of 10 percent of the total amount of the Bid) list of all OSHA Citations & Notifications of Penalty (monetary or other) received within the last 5 years (indicate disposition as applicable) - IF NONE SO STATE.

Provide as an Attachment Contractor's (and Contractor's proposed Subcontractors and Suppliers furnishing or performing Work having a value in excess of 10 percent of the total amount of the Bid) list of all safety citations or violations under any state all received within the last 5 years (indicate disposition as applicable) - IF NONE SO STATE.

Qualifications Statement

Provide the following for the firm listed in Section 5~~V~~^{AD1} (and for each proposed Subcontractor furnishing or performing Work having a value in excess of 10 percent of the total amount of the Bid) the following (attach additional sheets as necessary):

Workers' compensation Experience Modification Rate (EMR) for the last 5 years:

Year _____	EMR _____
Year _____	EMR _____
Year _____	EMR _____
Year _____	EMR _____
Year _____	EMR _____

Total Recordable Frequency Rate (TRFR) for the last 5 years.

Year _____	TRFR _____
Year _____	TRFR _____
Year _____	TRFR _____
Year _____	TRFR _____
Year _____	TRFR _____

Total number of man hours worked for the last 5 years.

Year _____	TOTAL NUMBER OF MAN HOURS _____
Year _____	TOTAL NUMBER OF MAN HOURS _____
Year _____	TOTAL NUMBER OF MAN HOURS _____
Year _____	TOTAL NUMBER OF MAN HOURS _____

Provide Contractor's (and Contractor's proposed Subcontractors and Suppliers furnishing or performing Work having a value in excess of 10 percent of the total amount of the Bid) Days Away From Work, Days of Restricted Work Activity or Job Transfer (DART) incidence rate for the particular industry or type of Work to be performed by Contractor and each of Contractor's proposed Subcontractors and Suppliers) for the last 5 years:

Year _____	DART _____
Year _____	DART _____
Year _____	DART _____
Year _____	DART _____

12. EQUIPMENT:

MAJOR EQUIPMENT

List on **Schedule D** all pieces of major equipment available for use on Owner's Project.

Qualifications Statement

I HEREBY CERTIFY THAT THE INFORMATION SUBMITTED HERewith, INCLUDING ANY ATTACHMENTS, IS TRUE TO THE BEST OF MY KNOWLEDGE AND BELIEF.

NAME OF ORGANIZATION: _____

BY: _____

TITLE: _____

DATED: _____

NOTARY ATTEST:

SUBSCRIBED AND SWORN TO BEFORE ME:

THIS _____ DAY OF _____, 20

NOTARY PUBLIC – STATE OF _____

MY COMMISSION EXPIRES: _____

REQUIRED ATTACHMENTS

1. Schedule A (Current Experience).
2. Schedule B (Previous Experience).
3. Schedule C (~~Major Equipment~~Project Key Personnel). ^{AD1}
4. Schedule D (Major Equipment). ^{AD1}
54. Financial statement audited or reviewed by an independent certified public accountant~~Audited balance sheet~~ for each of the last 3 years for firm named in Section 1. ^{AD1}
65. Evidence of authority for individuals listed in Section 5 to bind organization to an agreement.
76. Resumes of officers and key individuals (including Safety Officer) of firm named in Section 1.
87. Required safety program submittals listed in Section 11.
98. Additional items as pertinent.

SCHEDULE A CURRENT EXPERIENCE (UNCOMPLETED PROJECTS)

Project Name	Owner's Contact Person	Design Engineer	Contract Dates	Type of Work	Status	Cost of Work	Liquidated Damages (yes/no)
	Name: Address: Phone:	Name: Address: Phone:	Start: Stop:				
	Name: Address: Phone:	Name: Address: Phone:	Start: Stop:				
	Name: Address: Phone:	Name: Address: Phone:	Start: Stop:				
	Name: Address: Phone:	Name: Address: Phone:	Start: Stop:				
	Name: Address: Phone:	Name: Address: Phone:	Start: Stop:				
	Name: Address: Phone:	Name: Address: Phone:	Start: Stop:				

SCHEDULE B PREVIOUS EXPERIENCE (Include ALL Projects Completed Within Last 5 Years)							
Project Name	Owner's Contact Person	Design Engineer	Contract Dates	Type of Work	Status	Cost of Work	Liquidated Damages (yes/no)
	Name: Address: Phone:	Name: Address: Phone:	Start: Stop:				
	Name: Address: Phone:	Name: Address: Phone:	Start: Stop:				
	Name: Address: Phone:	Name: Address: Phone:	Start: Stop:				
	Name: Address: Phone:	Name: Address: Phone:	Start: Stop:				
	Name: Address: Phone:	Name: Address: Phone:	Start: Stop:				
	Name: Address: Phone:	Name: Address: Phone:	Start: Stop:				

SCHEDULE B PREVIOUS EXPERIENCE (Include ALL Projects Completed Within Last 5 Years)							
Project Name	Owner's Contact Person	Design Engineer	Contract Dates	Type of Work	Status	Cost of Work	Liquidated Damages (yes/no)
	Name: Address: Phone:	Name: Address: Phone:	Start: Stop:				
	Name: Address: Phone:	Name: Address: Phone:	Start: Stop:				
	Name: Address: Phone:	Name: Address: Phone:	Start: Stop:				
	Name: Address: Phone:	Name: Address: Phone:	Start: Stop:				
	Name: Address: Phone:	Name: Address: Phone:	Start: Stop:				
	Name: Address: Phone:	Name: Address: Phone:	Start: Stop:				

SCHEDULE D – LIST OF MAJOR EQUIPMENT AVAILABLE			
ITEM	PURCHASE DATE	CONDITION	ACQUIRED VALUE

AD1 Addendum No. 1

ATTACHMENT 3

(6 Pages)

SPECIFICATION SECTION 15244 - POLYVINYL CHLORIDE (PVC) PIPE:
AWWA C900 AND AWWA C905

SECTION 15244 ^{AD1}

POLYVINYL CHLORIDE (PVC) PIPE: AWWA C900 AND AWWA C905

PART 1 GENERAL

1.01 SUMMARY

- A. Section includes:
 - 1. AWWA C900 and AWWA C905 PVC pipe and fittings.
- B. Related sections:
 - 1. Section 01330 - Submittal Procedures.
 - 2. Section 15052 - Common Work Results for General Piping.
 - 3. Section 15076 - Pipe Identification.
 - 4. Section 15120 - Piping Specialties.
 - 5. Section 15211 - Ductile Iron Pipe: AWWA C151.
 - 6. Section 15956 - Piping Systems Testing.

1.02 REFERENCES

- A. American Water Works Association (AWWA):
 - 1. C111 - Standard for Rubber-Gasket Joints for Ductile-Iron Pressure Pipe and Fittings.
 - 2. C605 - Standard for Underground Installation of PVC and PVCO Pressure Pipe and Fittings for Water.
 - 3. C900 - Standard for Polyvinyl Chloride (PVC) Pressure Pipe and Fabricated Fittings, 4 Inches to 12 Inches, for Water Transmission Distribution.
 - 4. C905 - Standard for Polyvinyl Chloride (PVC) Pressure Pipe and Fabricated Fittings, 14 In. Through 48 In.
 - 5. M23 – PVC Pipe – Design and Installation Manual.
- B. ASTM International (ASTM):
 - 1. A536 - Standard Specification for Ductile Iron Castings.
 - 2. D1784 - Standard Specification for Rigid Poly(Vinyl Chloride) (PVC) Compounds and Chlorinated Poly(Vinyl Chloride) (CPVC) Compounds.
 - 3. D3139 - Standard Specification for Joints for Plastic Pressure Pipes Using Flexible Elastomeric Seals.
 - 4. F477 - Standard Specification for Elastomeric Seals (Gaskets) for Joining Plastic Pipe.
 - 5. F645 - Standard Guide for Selection, Design and Installation of Thermoplastic Water-Pressure Piping Systems.
- C. NSF International (NSF):
 - 1. 61 - Drinking Water System Components - Health Effects.

1.03 ABBREVIATIONS

- A. DR: Dimension ratio.
- B. NPS: Nominal pipe size followed by the size designation.

1.04 SUBMITTALS

- A. Submit as specified in Section 01330.
- B. Product data: As specified in Section 15052.
- C. Shop drawings: As specified in Section 15052.
 - 1. Describe materials, pipe, fittings, and gaskets.
 - 2. Manufacturer's product handling and installation instructions.

1.05 QUALITY ASSURANCE

- A. Pipe in potable water applications: Provide pipe bearing NSF 61 seal.
- B. Mark plastic pipe with date of extrusion, nominal size, class, manufacturer and all markings required in accordance with ASTM and AWWA standards.

1.06 DELIVERY, STORAGE, AND HANDLING

- A. Protect from sunlight, scoring, and distortion.
- B. Do not allow surface temperatures to exceed 120 degrees Fahrenheit.
- C. Deliver, offload, handle, and store pipe in accordance with manufacturer's or pipe supplier's recommendations and best practices provided by AWWA M23 and AWWA C605, including compliance with minimum recommended bending radius and maximum safe pulling forces for each specific pipe.

PART 2 PRODUCTS

2.01 PIPE

- A. General:
 - 1. Extruding and molding material: Virgin material containing no scrap, regrind, or rework material except where permitted in the referenced standards.
 - 2. In accordance with AWWA C900 and AWWA C905.
 - 3. Made from a PVC compound conforming to cell classification 12454 in accordance with ASTM D1784.
- B. Pipe:
 - 1. Bell and spigot:
 - a. Pipe with integral bell.
 - b. Pressure Class as scheduled in Section 15052.

- c. Manufacturers: The following or equal.
 - 1) Diamond Plastics Corporation.
 - 2) CertainTeed.
 - 3) North American Pipe Corporation.

2.02 FITTINGS

- A. Material:
 - 1. Cast or ductile iron fittings as specified in Section 15211, sized for the dimensions of the pipe being used.
- B. Equal to or greater pressure rating than the pipe.

2.03 JOINTS

- A. Bell and spigot joints:
 - 1. Push-on or mechanical joint type as identified in the Piping Schedule in Section 15052.
 - 2. Gasketed joint assembly: Meet or exceed the requirements in accordance with ASTM D3139.
 - 3. Factory installed gaskets: Neoprene in accordance with ASTM F477.
 - 4. Joint restraint at fittings:
 - a. Mechanical wedge action joint restraints:
 - 1) Manufacturers: One of the following or approved equal:
 - a) EBAA Iron, Inc.:
 - (1) For pipes 3 to 36-inch: Series 2000PV.
 - (2) For pipes 42 and 48-inch: Series 2200.
 - b) Star Pipe Products, Series 4000.
 - c) Sigma Corporation:
 - (1) For pipes 3 to 36-inch: One-Lok Model SLCE.
 - (2) For pipes 42 and 48-inch: PV-Lok Model PWM
 - 2) Materials:
 - a) Gland body: Ductile iron in accordance with ASTM A536.
 - b) Wedge and wedge actuating components: Ductile iron in accordance with ASTM A536.
 - (1) Wedges: Heat-treated to a minimum of 370 BHN.
 - c) Actuating bolts and nuts: Ductile iron in accordance with ASTM A536.
 - (1) Provide torque-limiting twist off components to ensure proper installation.
 - 3) Coatings:
 - a) Provide a manufacturer applied coating system.
 - b) Manufacturers: One of the following or equal:
 - (1) EBAA Iron Inc., Mega-Bond.
 - (2) Star Pipe Products, Star-Bond.
 - (3) Sigma Corporation, Corrsafe™ Electro-Deposition Coating.
 - 4) Consist of multiple gripping wedges incorporated into a follower gland meeting the requirements in accordance with AWWA C111.

- 5) Allow post assembly angular deflection that is a minimum of 50 percent of the angular deflection allowed by the mechanical joint.
 - 6) Pressure rating equal to or greater than that of the pipe on which it is being used and a minimum safety factor of 2:1 for all sizes.
- b. Push-on joint restraint harnesses:
- 1) Manufacturers: One of the following or approved equal:
 - a) EBAA Iron, Inc.:
 - (1) For pipes 4 to 12-inch: Series 1500.
 - (2) For pipes 14 to 48-inch: Series 2800.
 - b) Star Pipe Products, Series 4100P.
 - c) Sigma Corporation, PV-Lok Model PWP.
 - 2) Materials:
 - a) Restraint and backup rings: Ductile iron in accordance with ASTM A536.
 - b) Wedge and wedge actuating components: Ductile iron in accordance with ASTM A536.
 - c) Tie rods: Low alloy steel in accordance with AWWA C111.
 - 3) Coatings:
 - a) Provide manufacturer applied coating system.
 - b) Manufacturers: One of the following or equal:
 - (1) EBAA Iron Inc., Mega-Bond.
 - (2) Star Pipe Products, Star-Bond.
 - (3) Sigma Corporation, Corrsafe™ Electro-deposition coating.
 - 4) Consist of a backup ring behind the PVC bell and a restraint ring consisting of multiple gripping wedges connected with number and type of tie rods as recommended by the manufacturer.
 - 5) Allow post assembly angular deflection that is a minimum of 50 percent of the angular deflection allowed by the push-on joint.
 - 6) Pressure rating equal to or greater than that of the pipe on which it is being used and a minimum safety factor of 2:1 for all sizes.

2.04 SOURCE QUALITY CONTROL

- A. Bell and spigot piping:
1. Hydrostatic proof testing in accordance with AWWA C900: Test pipe and integral bell to withstand, without failure, 2 times the pressure class of the pipe for a minimum of 5 seconds.
 2. Hydrostatic proof testing in accordance with AWWA C905: Test pipe and integral bell to withstand, without failure, 2 times the pressure class of the pipe for a minimum of 5 seconds.

PART 3 EXECUTION

3.01 INSTALLATION

- A. General:

1. Install piping in accordance with ASTM F645, AWWA C605, the Appendix of AWWA C900 and AWWA C905 and manufacturer's or pipe supplier's published installation instructions.
2. For open cut installations, install underground warning tape as specified in Section 15076.
3. Install pipe with tracer wire as specified in Section 15076.

B. Tapping:

1. Direct tapping:
 - a. Direct taps are allowed for AWWA C900 Class 235 and Class 305 pipe, NPS 6-inch through 12-inch only.
 - b. 1-inch is the maximum allowable outlet size for performing a direct tap.
2. Saddle tapping:
 - a. Saddle taps are allowable on all sizes and classes of AWWA C900 pipe.
 - b. 2-inch is the maximum allowable outlet size for performing a saddle tap.
 - c. As specified in Section 15120 for allowable service saddles.
3. Tapping sleeves:
 - a. Tapping sleeves are allowable on all sizes and classes of PVC AWWA C900.
 - b. As specified in Section 15120 for allowable tapping sleeves.

3.02 FIELD QUALITY CONTROL

A. Leakage test for piping:

1. Subject to visible leak test and pressure test with maximum leakage allowance, as specified in Section 15956.
2. Pressure test with maximum leakage allowance.
 - a. Perform test after placing sufficient backfill.
 - b. In areas requiring immediate backfill, test prior to placement of permanent surfacing.
 - c. Test pressure: As specified in the Piping Schedule in Section 15052.
 - d. Maximum leakage allowance for bell and spigot pipe is as follows, where the value for leakage is in gallons per 50 joints per hour.

Test Pressure (psi)	Nominal Pipe Size (inches)									
	4	6	8	10	12	14	16	18	20	24
50	0.19	0.29	0.38	0.48	0.57	0.67	0.76	0.86	0.96	1.15
75	0.23	0.35	0.47	0.59	0.70	0.82	0.94	1.05	1.17	1.40
100	0.27	0.41	0.54	0.68	0.81	0.95	1.08	1.22	1.35	1.62
125	0.3	0.45	0.6	0.76	0.91	1.06	1.21	1.36	1.51	1.81
150	0.33	0.50	0.66	0.83	0.99	1.16	1.32	1.49	1.66	1.99
175	0.36	0.54	0.72	0.89	1.07	1.25	1.43	1.61	1.79	2.15
200	0.38	0.57	0.76	0.96	1.15	1.34	1.53	1.72	1.91	2.29
225	0.41	0.61	0.81	1.01	1.22	1.42	1.62	1.82	2.03	2.43

250	0.43	0.64	0.85	1.07	1.28	1.50	1.71	1.92	2.14	2.56
275	0.45	0.67	0.90	1.12	1.34	1.57	1.79	2.02	2.24	2.69
300	0.47	0.70	0.94	1.17	1.40	1.64	1.87	2.11	2.34	2.81

e. No leakage is allowed for FPVCP.

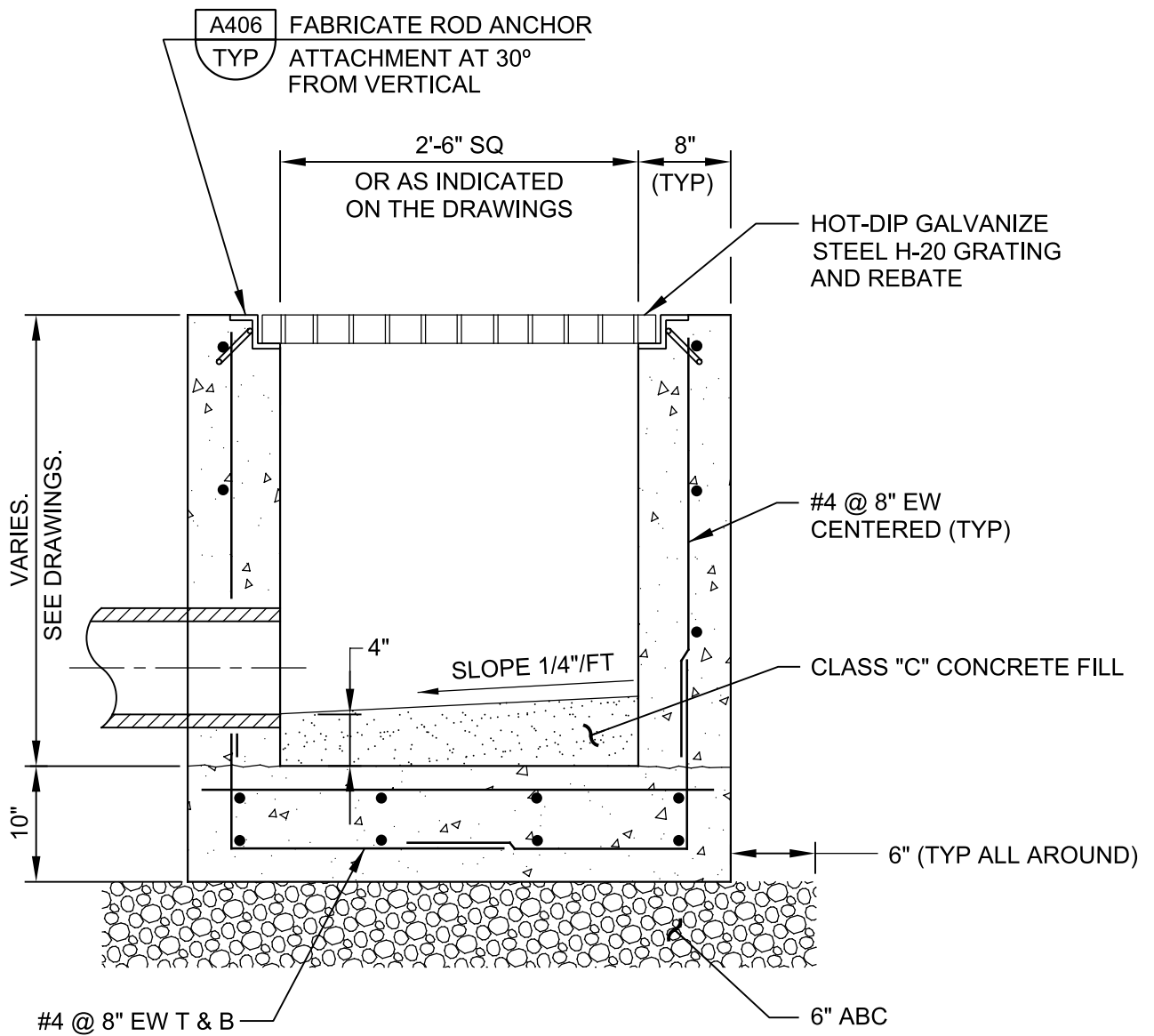
END OF SECTION

^{AD1} Addendum No. 1

ATTACHMENT 4

(4 Pages)

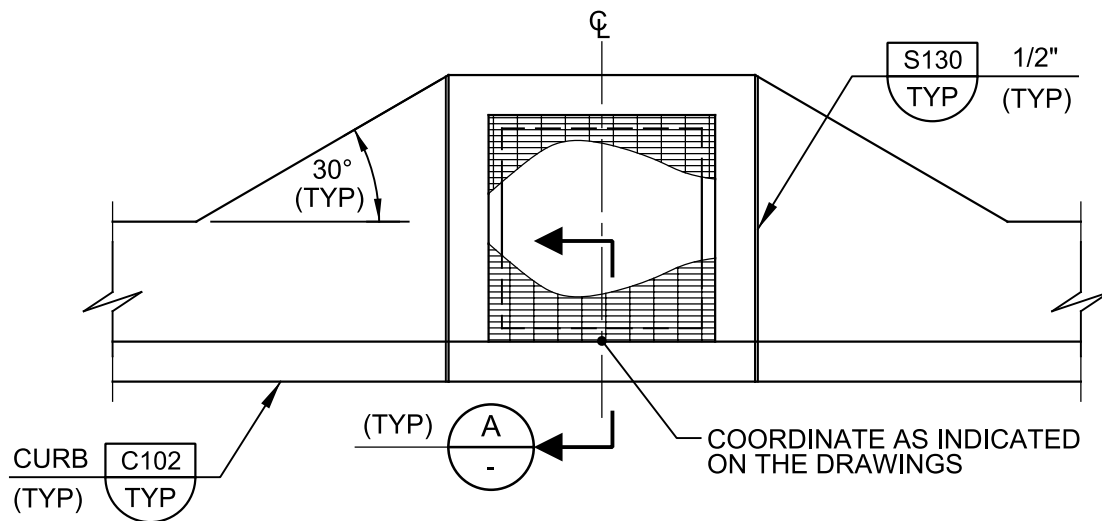
TYPICAL DETAIL C002



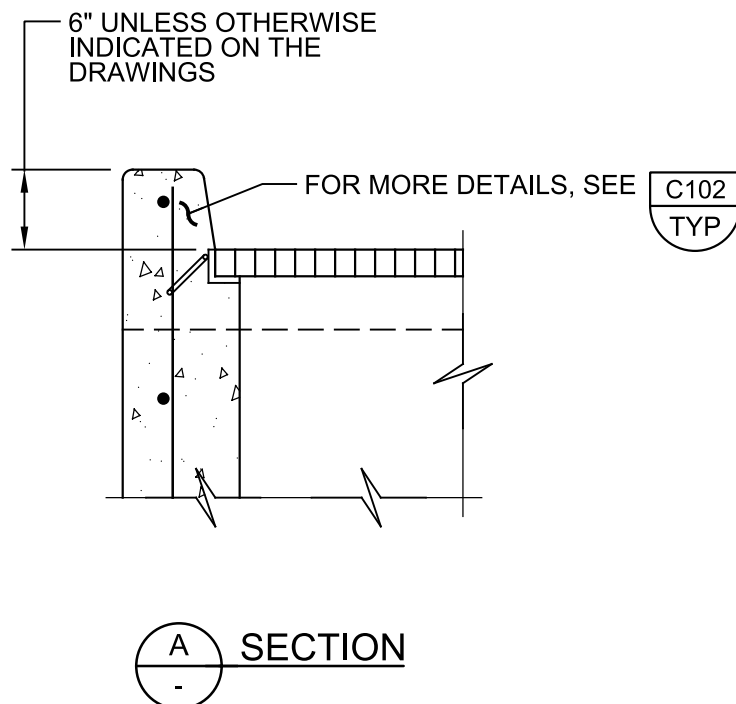
C002

CATCH BASIN

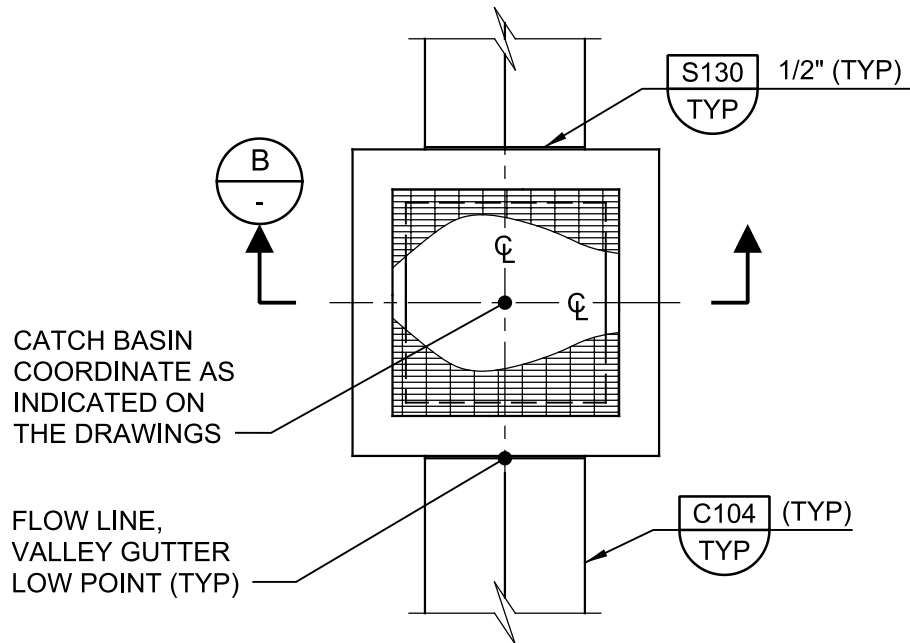
TYP



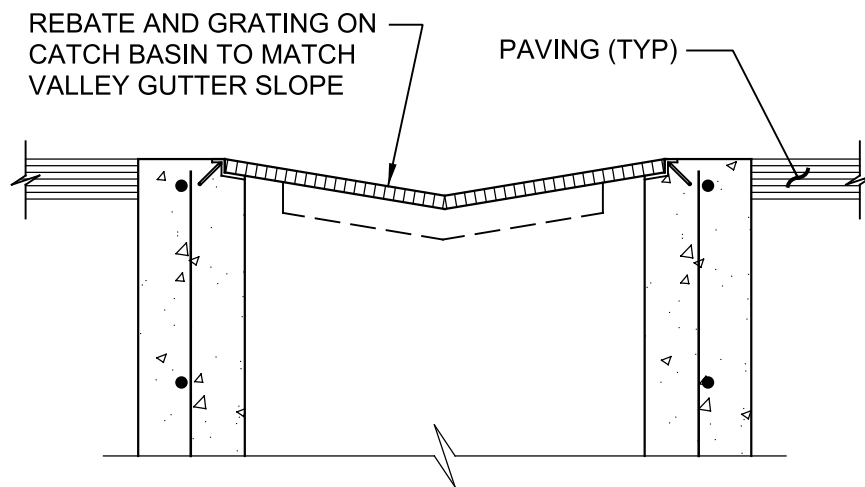
TYPE 1 - CATCH BASIN AT CURB AND GUTTER



C002
TYP CATCH BASIN

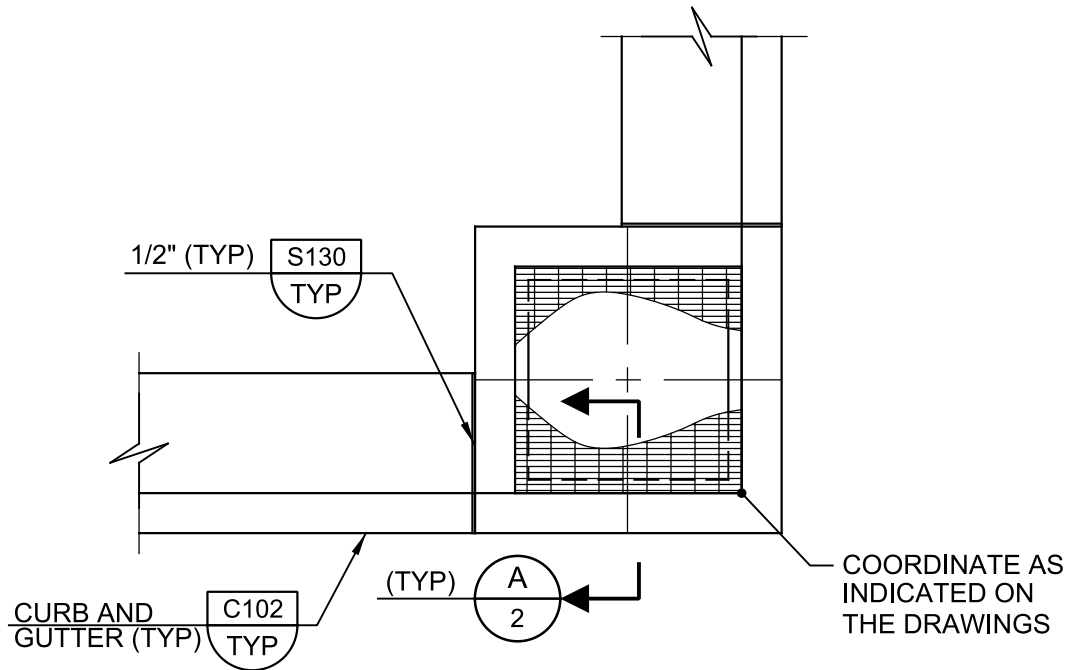


TYPE 2 - CATCH BASIN AT VALLEY GUTTER

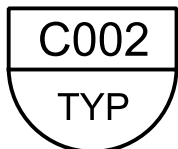


B SECTION

C002
TYP CATCH BASIN



TYPE 3 - CATCH BASIN AT CURB AND GUTTER CORNER



CATCH BASIN

ATTACHMENT 5

(2 Pages)

LIST OF ATTENDEES AT PRE-BID CONFERENCE

**City Of Turlock
Secondary Clarifier No. 5 And Denitrification Project
Mandatory Pre-bid Conference
May 10, 2017, 1:00 PM**

SIGN-IN SHEET

Print Name	Company/Organization	Email
James Wickstrom	Carollo Engineers	jwickstrom@carollo.com
Rob Hunt	Carollo Engineers	rhunt@carollo.com
Ryan Sellman	Carollo Engineers	RSellman@carollo.com
Sean Sutterer	Capital Flow ^{SBE/} DUBE	sean@capflow.com
Boo Colan	ANDERSON PACIFIC	ESTIMATING@ANDPAC.com
John Van Laven	Iron Horse Plant Group	john@ihpgroupllc.com
Jason Burden	FLATIRON WEST INC	normalbids@flatironcorp.com
Jim Lepore	MASSX INC	massx2@hotmail.com
ISHO GABDI	CLARK BROS. INC.	IGCLARK@CLARKBROSINC.COM
Brad Sanders	KG. Walters	bradsanders@kgwalters.com
Arnon Heppner	RGW Const. Co.	arnon.heppner@rgwconstruction.com
THANG NGUYEN	STEVE P. RADOS INC	NCBIDS@RADOSCOMPANIES.COM
Bryan Evans	Myers & Sons	bevause@myers-sons.com
Jon Childs	Arden Constructors	jchilds@ardencnstrctors.com
Glen Lamoreaux	Mountain Cascade	Estimating@Mountaincascade.com
Dyon ZARATIAN	SIERRA Mountain Const	dyon@sierramtna.net
LUKE McHARVA	WESTERN WATER	trish.gallagher@westernwater.com
Brian Stansell	CW Roen Const Co	bstansell@cwroen.com
JOE THEAS	MARK III construction	Jtheas@mark-three.com
Behzad Nazari	GSE Construction Inc	estimating@GSCconstruction.com
DAVID PLASTER	COLLINS ELECT	dplaster@collinselectric.com
JOHN MCKILL	^{INDUSTRIAL Const} TWT INDUSTRIAL Const	Jmckill@TWTINDUSTRIAL
Maeghan Vanderpol	Flatiron	mvanderpol@flatironcorp.com
William ENSLIE	MAJESTY CONSTRUCTION	WILLIAM@MAJESTYCONSTRUCTION.COM
SANDY CLARKE	MISCO	SClarke@miscowater.com

ATTACHMENT 6

(32 Pages)

PRE-BID CONFERENCE PRESENTATION SLIDES



Pre-Bid Conference

May 10, 2017

**Secondary Clarifier No. 5
& Denitrification Project**


Engineers...Working Wonders With Water®

Mandatory Pre-bid Conference

- Please sign in on sheets provided

Meeting Agenda

1. Introductions
2. Bidding Period Information
3. Project Overview
4. Key Bidding Documents and Contract Requirements
5. Site Tour

Introductions




Introductions

- Owner - City of Turlock
 - Michael Cooke – Municipal Services Director
 - Garner Reynolds – Regulatory Affairs Manager
 - Stephen Fremming – Associate Civil Engineer
 - Scott Rohrer – Operations Supervisor
 - David Huff – Lead Plant Operator
- Design Engineer – Carollo Engineers, Inc.
 - Rick Chan – Principal-in-Charge
 - James Wickstrom – Project Manager
 - Rob Hunt – Project Engineer
 - Ryan Sellman – Project Engineer
- Construction Manager
 - To be determined (July 25, 2017 award +/-)

Bidding Period Information

Project Contract Documents

- Issuing Office: City of Turlock, Development Services Department, Engineering Division, 156 South Broadway, Suite 150, Turlock, CA 95380-5454
 - Complete set of 3 volumes with full size drawings: \$350
 - Complete set of 3 volumes with half size drawings: \$175
 - PDFs may be downloaded from City website:
www.cityofturlock.org/capitalprojects



Questions During Bidding

- Questions shall be made in writing by Email
- Procedural
 - Stephen Fremming: sfremming@turlock.ca.us
- Technical
 - James Wickstrom: jwickstrom@carollo.com
 - Rob Hunt: rhunt@carollo.com
- Cut-off for Questions:
 - No later than 4 PM, seven (7) business days before Bid Opening date

Access to the Site During Bidding

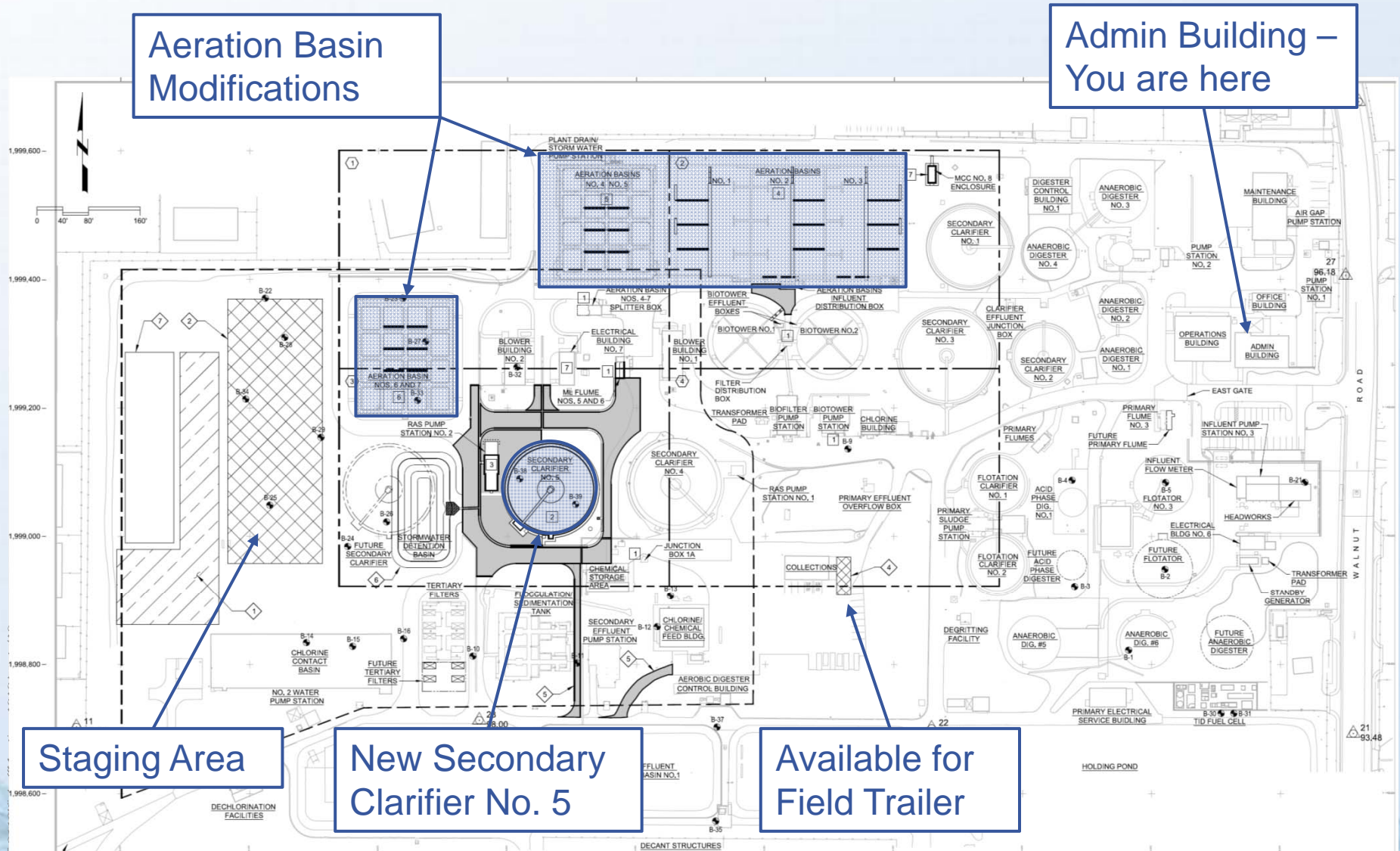
- Bidders seeking to conduct additional examination shall request access to the site in writing a minimum of 5 working days in advance of requested visit time
- Site access subject to availability of plant staff
- Contact Stephen Fremming: sfremming@turlock.ca.us

Bidding and Award Schedule

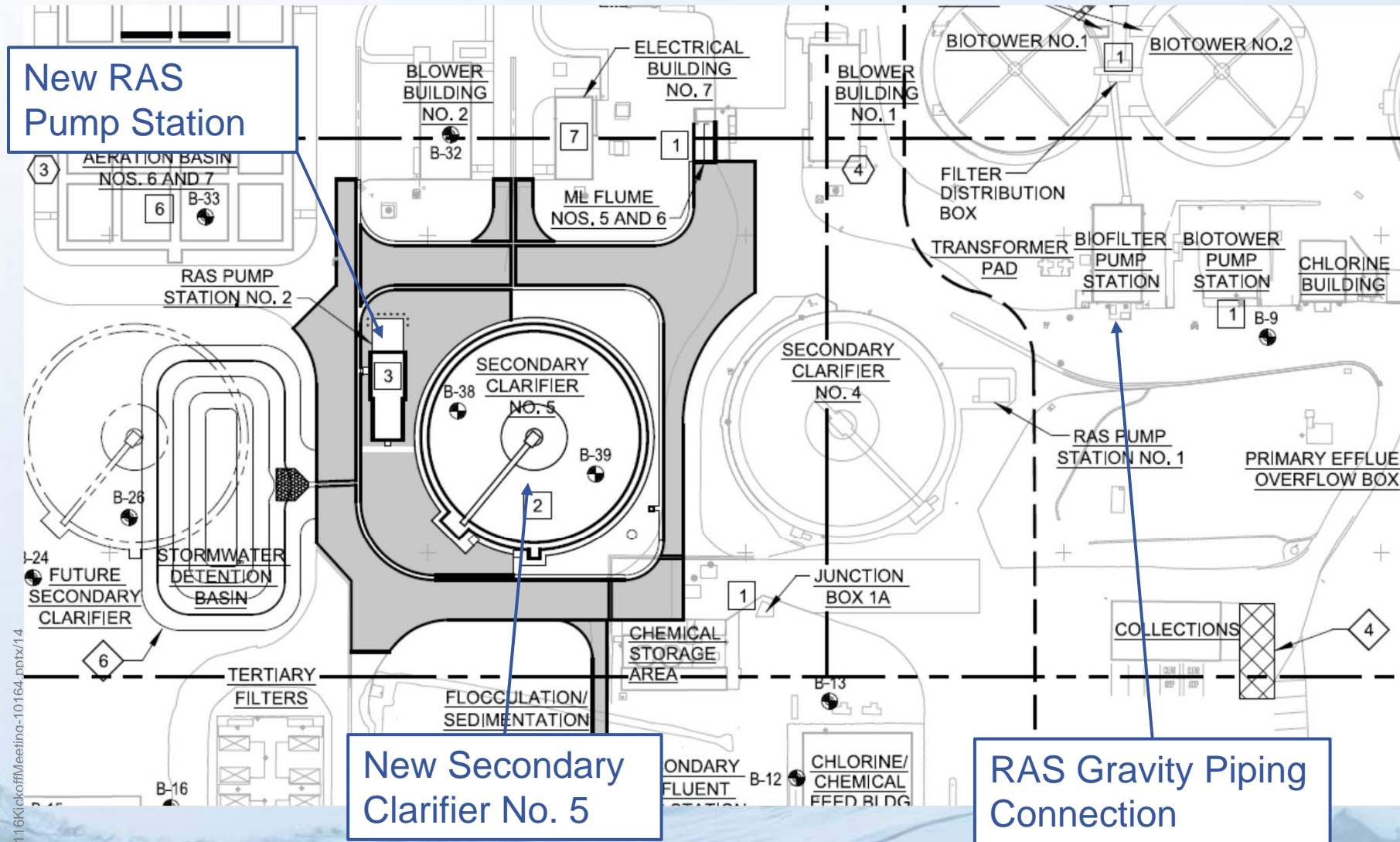
- Bid Opening
 - May 30, 2017 at 2:00 PM
 - Location to deliver bid: Office of the City Engineer, Engineering Division, 156 South Broadway, Suite 150, Turlock, CA 95380-9454
- Bids Valid
 - 90 days (Document 00410, Article 2)
- Anticipated City Council Conditional Award
 - July 11, 2017

Project Overview

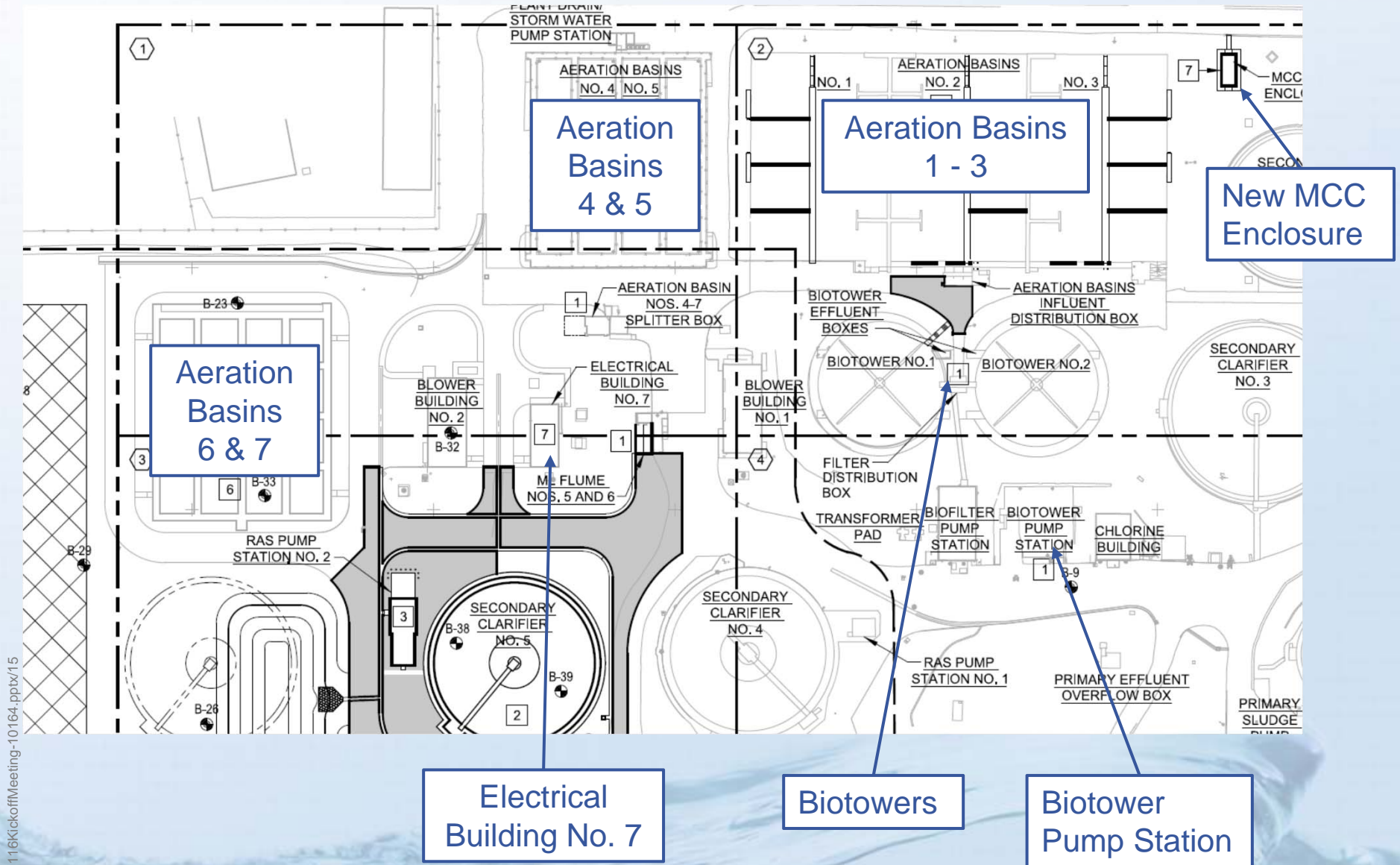
Overall Plant Site – Drawing 00G07



Secondary Clarifier No. 5 Improvements



Aeration Basin Improvements



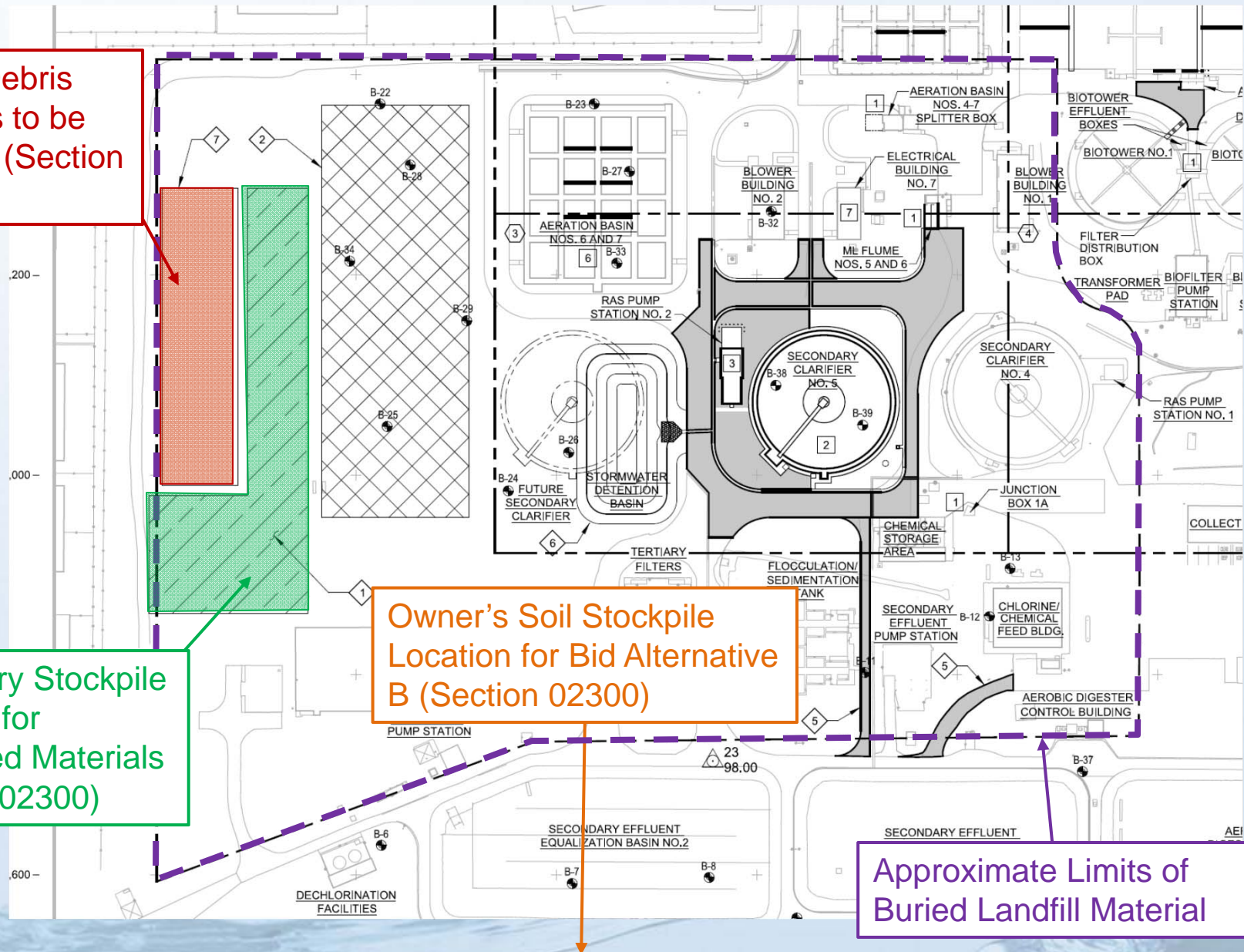
Landfill Material Handling and Disposal

Existing Debris
Stockpiles to be
Removed (Section
02300)

Temporary Stockpile
Location for
Excavated Materials
(Section 02300)

Owner's Soil Stockpile
Location for Bid Alternative
B (Section 02300)

Approximate Limits of
Buried Landfill Material



Landfill Material Handling and Disposal

Existing Stockpiles
to be Removed
(Section 02300)



Owner's Soil Stockpile
Location for Bid Alternative B
(Section 02300)

Key Bidding Documents and Contract Requirements

Instructions to Bidders – Document 00200

DOCUMENT 00200

INSTRUCTIONS TO BIDDERS

ARTICLE 1 - DEFINED TERMS

- 1.01 Terms used in this Document will have the meanings indicated in the General Conditions and Supplementary Conditions. Additional terms used in this Document have the meanings indicated below:
- A. Issuing Office - The office from which the Bidding Documents are to be issued.
 - B. Successful Bidder - The lowest responsible Bidder submitting a responsive Bid to whom Owner (on the basis of Owner's evaluation as hereinafter provided) makes an award.
 - C. Responsive Bidder - Means a Bidder who has submitted a Bid which conforms in all material respects to the Bidding Documents.
 - D. Responsible Bidder - Means a Bidder who has the capacity and capability in all respects to perform fully the contract requirements and who has the integrity and reliability to assure good faith performance.

ARTICLE 2 - COPIES OF BIDDING DOCUMENTS

- 2.01 Complete sets of the Bidding Documents may be obtained from the Issuing Office in the number and format stated in the advertisement or invitation to bid.
- 2.02 Complete sets of Bidding Documents shall be used in preparing Bids; neither Owner nor Engineer assumes any responsibility for errors or misinterpretations resulting from the use of incomplete sets of Bidding Documents.
- 2.03 Owner and Engineer, in making copies of Bidding Documents available on the above terms, do so only for the purpose of obtaining Bids for the Work and do not authorize or confer a license for any other use.

ARTICLE 3 - QUALIFICATIONS OF BIDDERS

- 3.01 More than 1 Bid from an individual, firm, partnership, corporation, or association under the same or different names will not be considered. If the Owner believes that any Bidder submits more than 1 Bid for the Work contemplated, all Bids in which such Bidder is interested will be rejected. If the Owner believes that collusion exists among the Bidders, all Bids will be rejected.
- 3.02 Provide proof of registration with the California Department of Industrial Relations (DIR) in the form of a PDF extract from DIR Public Works Registration website.

March 2017

pw:\Carollo\Documents\Clients\CA\Turlock\10164A10\Specifications\00200 (100%)

00200-1

10164A10

Bid Form – Document 00410

BASE BID		
Item Number	Lump Sum Item Description	Lump Sum Amount
1	Sheeting, shoring, and bracing, or equivalent method for protection of life and limb in trenches and open excavations.	\$ (In figures)
2	Preparation and submittal of a written geotechnical report as specified in Section 02260, including field investigations, soil sampling, laboratory testing, and interpretation of the data by a register geotechnical engineer in the State of California for the purpose of shoring design, dewatering and other temporary facilities.	\$ (In figures)
3	RTU and SCADA work performed by HSQ Technology described by HSQ Quote No. 1610-0019-SC-B dated April 18, 2017 attached to Section 17050.	\$ 360,170
4	Bid allowances for locating unanticipated existing underground utilities and yard piping.	\$ 25,000
5	Completion of all Work associated with the Contract Documents excluding all work listed on other bid items in this table.	\$ (In figures)
	TOTAL LUMP SUM BID PRICE (BID ITEMS 1 - 5) (In words)	\$ (In figures)

Pre-negotiated Equipment and Services

- Flygt
 - Submersible Large Capacity Pumps – 11312G
 - Submersible Medium Capacity Pumps – 11312K
 - Submersible Propeller Pumps – 11312P
 - Submersible Mixers - 11317
- Sanitaire
 - Fine Bubble Membrane Diffusers – 11378A
- HSQ Technology
 - RTUs and SCADA Programming - 17050

Sole Source Equipment

- Eaton/Cutler-Hammer (to match existing)
 - Low Voltage Motor Control Centers – 16444
- Rexa Inc.
 - Electro-hydraulic Actuators - 13443

Construction Contractor's Qualifications – Document 00451A

DOCUMENT 00451A
CONSTRUCTION CONTRACTOR'S QUALIFICATION STATEMENT
FOR ENGINEERED CONSTRUCTION

Issue Date: _____ Effective Date: _____
Owner: City of Turlock Owner's Contract No.: 15-39C
Contractor: _____
Project: Turlock Water Quality Control Facility,
SECONDARY CLARIFIER NO. 5 AND DENITRIFICATION PROJECT
Contract Name: _____

Qualifications Statement	
THE INFORMATION SUPPLIED IN THIS DOCUMENT IS CONFIDENTIAL TO THE EXTENT PERMITTED BY LAWS AND REGULATIONS	
1. FIRM INFORMATION: Official Name of Firm: _____ Address: _____	
2. TYPE OF WORK: _____	
3. CONTRACTOR'S CONTACT INFORMATION Contact Person: _____ Title: _____ Phone: _____ Email: _____	
4. AFFILIATED COMPANIES: Name: _____ Address: _____	
5. TYPE OF ORGANIZATION: <input type="checkbox"/> <u>SOLE PROPRIETORSHIP</u> Name of Owner: _____ Doing Business As: _____ Date of Organization: _____	

March 2017

pw:\Carroll's Documents\Client\CA\Turlock\10164A\10\Specifications\00451A (100%)

00451A-1

10164A10

Contract Times

- Document 00520
- Milestone 1: Within 420 calendar days of NTP
- Substantial Completion: Within 660 calendar days of NTP
- Final Completion: Within 690 calendar days of NTP

Milestones

- Section 01110

1.08 EARLY OCCUPANCY OF PORTIONS OF WORK

- A. Substantially Complete following portions of the Work for Owner's occupancy including specified testing, training of Owner's personnel, and other preparations necessary for Owner's occupancy or use, by the date specified:
 - 1. By Milestone No. 1:
 - a. Modification of five (5) of seven (7) existing aeration basins.
 - b. Electrical Building No. 7 modifications.
 - c. MCC No. 8 Enclosure.
 - d. Yard piping work connecting Aeration Basin No. 6 and No. 7 to the Plant Drain/Storm Water Pump Station north of Aeration Basins No. 4 and No. 5.
 - e. Instrumentation, controls, and programming work associated with Aeration Basins No. 1 through No. 7 modifications.
 - f. All other work required to modify and place into service five (5) of seven (7) existing aeration basins for denitrification including associated civil, yard piping and electrical work.

Construction Sequencing, Constraints and Bypass Pumping

- Section 01140 – Work Restrictions
- Section 02554 – Temporary Bypass Pumping

Project Documentation

- Web based construction management software will be used
 - Section 01322
 - Paid for by Owner
 - Administered by Construction Manager
- Submittal procedures
 - Section 01330

Geotechnical Information

- Not part of contract documents
- Available from City on request
 - Contact Stephen Fremming: sfremming@turlock.ca.us
- Contractor's geotechnical report for temporary shoring design required by Section 02260

Record Drawings from Past Projects

- Not part of contract documents
- Available from City on request
 - Contact Stephen Fremming: sfremming@turlock.ca.us

Site Tour

Sign-up Sheet and Plant Tour

- Plant tour following this presentation
- Sign-up sheet must be signed

[illegible]